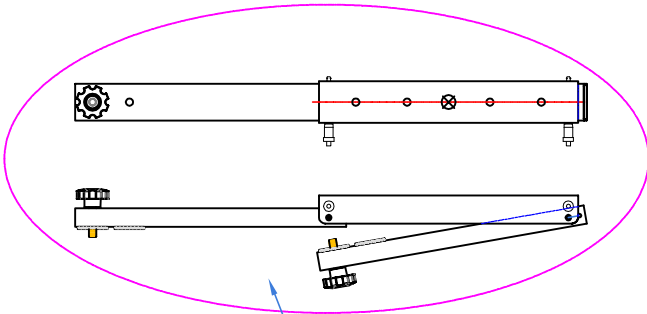


REVISIONS

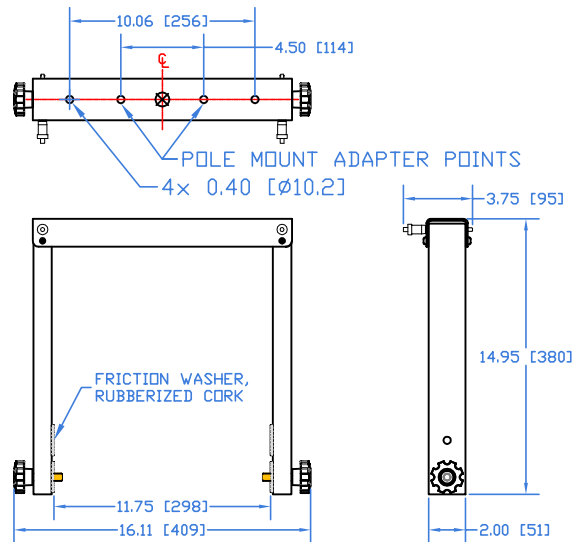
REV	DESCRIPTION	APPR / DATE
1	NEW ISSUE	RAF 4/18/14

NOTES:

1. FITS: FA28, FA28ac
2. WEIGHT: 6.0 lb / 2.7 kg
3. INCLUDES TWO M10 THREADED KNOBS AND TWO QUICK RELEASE PINS
4. SYMBOL \otimes = $\varnothing 0.51$ [$\varnothing 12.9$] HOLE FOR USE WITH USER-SUPPLIED THREADED ROD OR TRUSS CLAMP

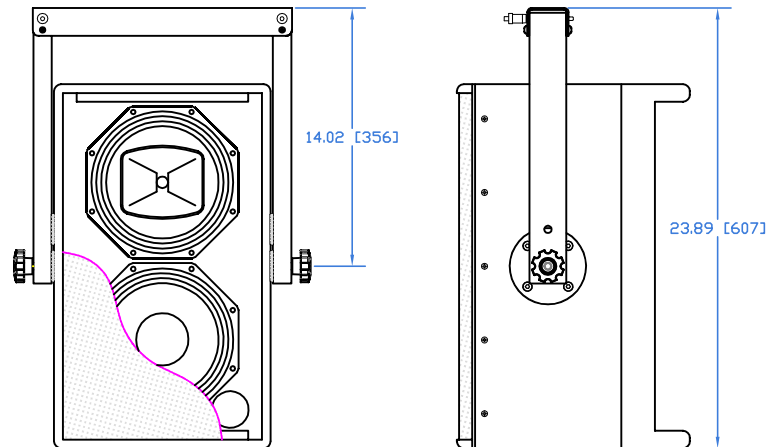
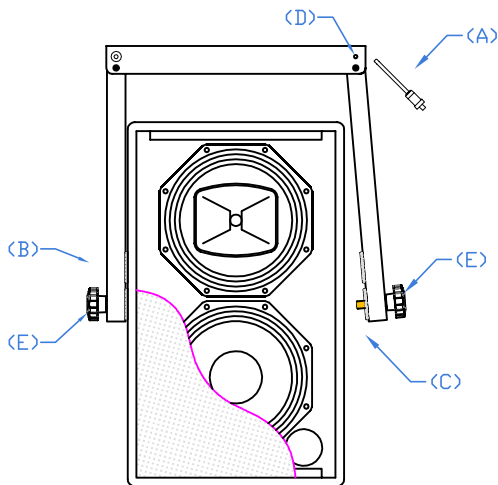
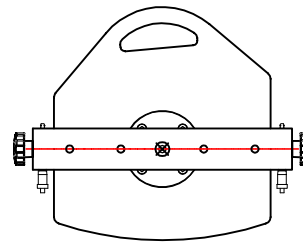


MAY BE COLLAPSED FOR TRANSPORT

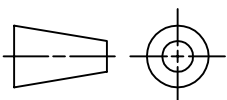


INSTALLATION:

- REMOVE ONE QUICK RELEASE PIN, SWING ARM OUT
- SCREW OTHER ARM INTO M10 ACCESSORY PLATE
- SWING FIRST ARM DOWN, SCREW INTO SECOND M10 ACCESSORY PLATE
- INSERT QUICK RELEASE PIN REMOVED IN STEP ONE
- TILT LOUDSPEAKER TO DESIRED ANGLE AND TIGHTEN BOTH KNOBS



THIRD ANGLE PROJECTION



THIS DRAWING IS THE PROPERTY OF FULCRUM ACOUSTIC, AND SHALL NOT BE COPIED, REPRODUCED, OR USED AS THE BASIS FOR MANUFACTURE OR SALE OF APPARATUS WITHOUT WRITTEN AUTHORIZATION. DO NOT SCALE DRAWING.

UNLESS OTHERWISE SPECIFIED: ALL DIMENSIONS ARE IN INCHES

TOLERANCE IN INCHES
 .X±.1 .XX±.015 .XXX±.005
 FRACTIONS ±1/32
 ANGLES ±1/2°

(X.XX) = REF DIMS NO TOLERANCE IMPLIED

TSC = THEORETICAL SHARP CORNER

DIMENSIONS ACROSS CENTERLINES TO BE SYMMETRICAL

STATUS RELEASED

APPROVALS	DATE
DRAWN: RAF	4/18/14
CHECKED: DWG	4/18/14
DES ENG:	
MFG ENG:	



FULCRUM ACOUSTIC, LLC
 670 LINWOOD AVE, LINWOOD, MA 01525 USA

TITLE: Mechanical Spec,
 FA28 Vert. Yoke Bracket

A	SHEET 1 OF 1	SCALE: 1:12
DWG. NO.	820-300-019	REV 1