



DX1595

Dual 15 inch Coaxial Loudspeaker

tq^{install}
SERIES™



Overview

The DX1595 is a bi-amplified, 3-way coaxial loudspeaker that provides the output and pattern control of two 15 inch transducers in an enclosure size that would typically house a conventional 2-way system. Its coaxial transducer and 90° x 45° horn can be rotated in 45° increments, which allows its coverage to be tailored to an application's requirements. The enclosure's 40° trapezoidal shape may be mounted close to walls or in tight-packed horizontal arrays; alternatively the enclosure may be rotated for mounting close to ceilings or in tight-packed vertical arrays.

Fulcrum Acoustic's **TQ™** processing is an integral part of the DX1595 design. Sound, innovative acoustical design combined with state of the art digital processing leads to exceptional clarity and precise transient response, even at very high sound pressure levels. The required digital signal processing can be provided by one of many supported platforms.

The DX1595 is particularly effective in systems where targeted pattern control is desirable, and is an excellent solution for high fidelity, foreground distributed systems. Its clean aesthetic and compact size complements many architectural styles, which facilitates acceptance by interior designers and architects. This makes it the perfect choice for houses of worship, theaters, night clubs, transportation facilities, theme parks, and more.

Performance Specifications¹

Operating Mode

Bi-amplified w/ DSP

Operating Range²

42 Hz to 20 kHz

Nominal Beamwidth (rotatable)

90° x 45°

Transducers

LF: 15.0" ceramic magnet woofer, 4.0" voice coil
HF/LF: Coaxial 3.0" titanium diaphragm compression driver;
15.0" woofer, 3.0" voice coil; single neodymium magnet

Power Handling @ Nominal Impedance³

LF: 75 V / 700 W @ 8 Ω
HF/LF: 57 V / 400 W @ 8 Ω

Nominal Sensitivity @ Input Voltage⁴ (whole space)

LF: 96 dB @ 2.83 V
HF/LF: 104 dB @ 2.83 V

Nominal Maximum SPL (peak / continuous)

LF: 130 dB / 124 dB
HF/LF: 136 dB / 130 dB

Equalized Sensitivity @ Input Voltage⁵

98 dB @ 2.83 V

Equalized Maximum SPL⁶ (peak / continuous)

135 dB / 129 dB

Recommended Power Amplifiers

LF: 700 W to 1400 W @ 8 Ω
HF/LF: 400 W to 800 W @ 8 Ω

Physical Specifications

Connections

(2) Neutrik NL4 Speakon
Pin 1+/-: LF
Pin 2+/-: HF/LF

Mounting / Suspension Points

(12) M10 eye bolt angle points, (2) M10 yoke points,
(1) M10 pull back point

Dimensions / Weight

See page 5

Finish

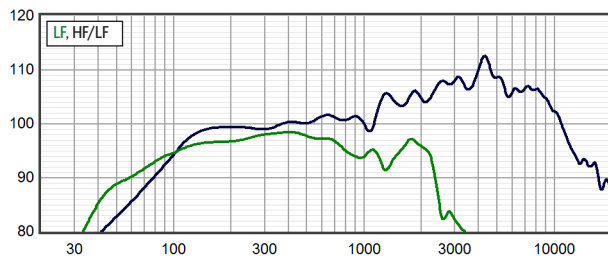
Black painted enclosure w/ matte black grille, or
White painted enclosure w/ matte white grille

Options

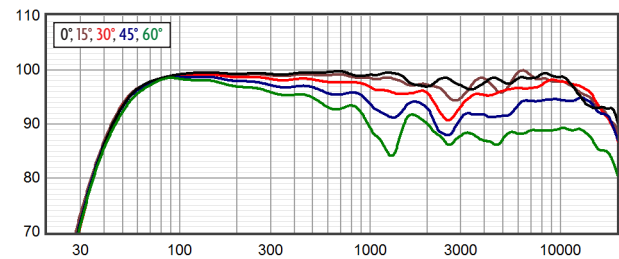
Terminal strip input, Custom color finish,
Weather-resistant (WR) enclosure



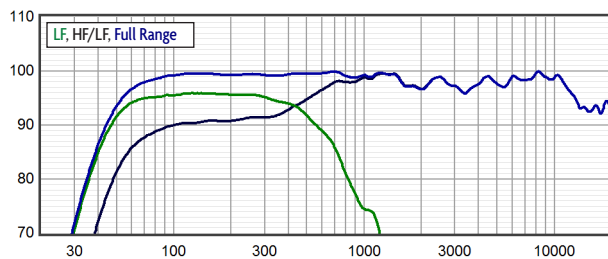
Axial Sensitivity (dB SPL, 2.83 V @ 1 m)^{7,8}



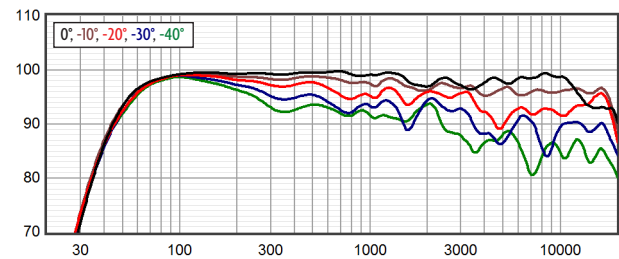
Horizontal Off Axis Response^{7,11}



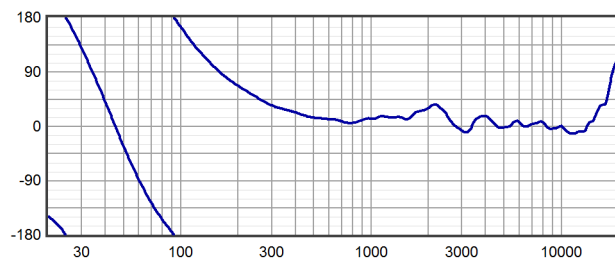
Axial Processed Response (dB)^{7,9}



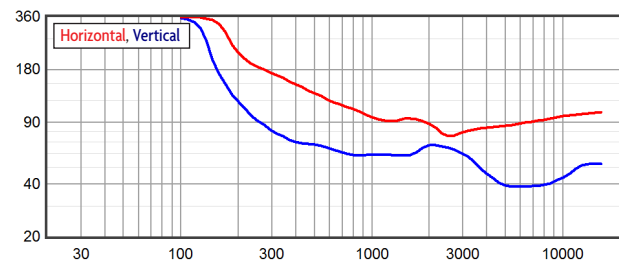
Vertical Off Axis Response^{7,11}



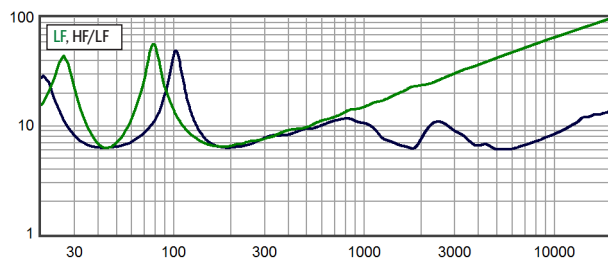
Axial Processed Phase Response (degrees)^{7,10}



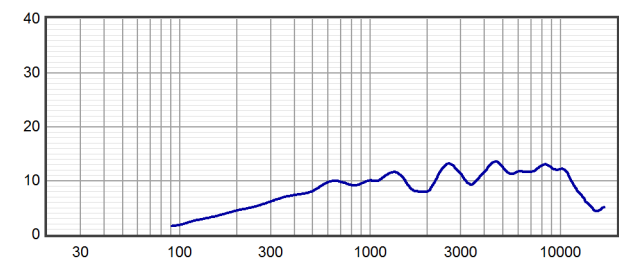
Beamwidth^{7,12}



Impedance (ohms)



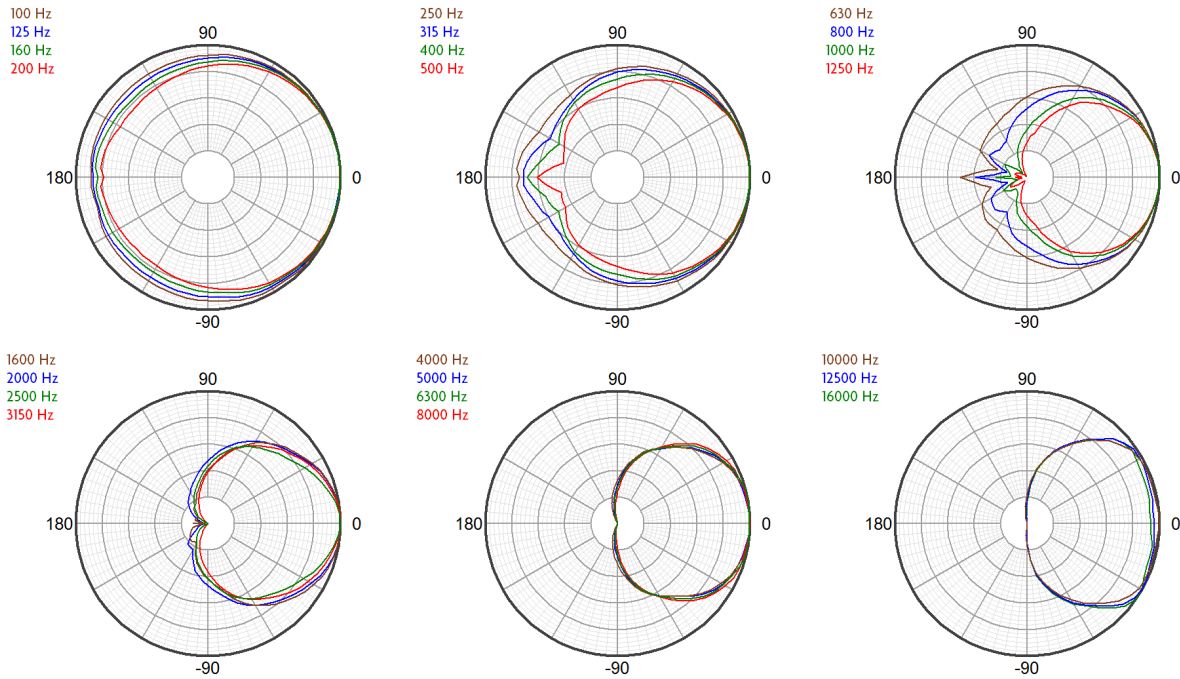
Directivity Index (dB)¹³



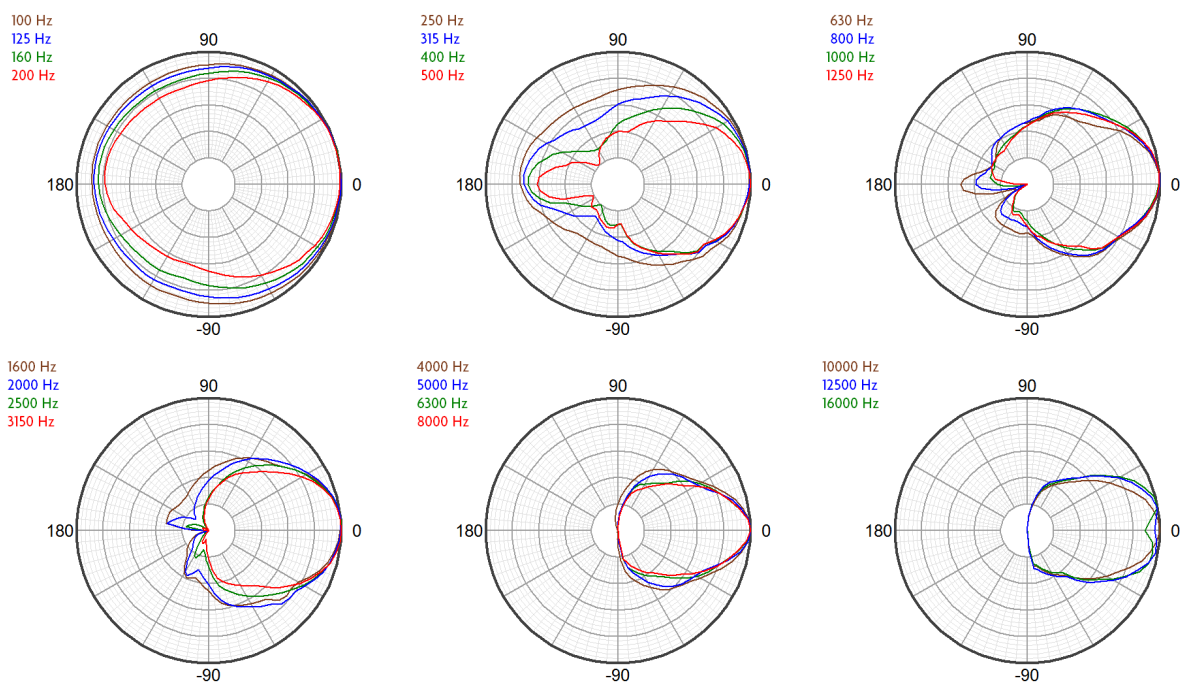


product specification

Horizontal Polar Response (30 dB Scale, 6 dB per Major Division)



Vertical Polar Response (30 dB Scale, 6 dB per Major Division)





Technologies

The proprietary horns employed in the DX series represent a modern digital-signal-processing-aware update to the traditional horn-loaded coaxial loudspeaker concept. The well-known benefits of the coaxial approach have been realized without the familiar shortcomings of historical designs. Fulcrum Acoustic's **Temporal Equalization™ (TQ™)** digital signal processing techniques eliminate midrange colorations and high frequency harshness while producing a smooth, seamless coverage pattern through the crossover range.

In fact, the coaxial transducers were designed from the ground up to take advantage of the unique capabilities of **TQ™**.

The coaxial transducer in the DX1595 includes a 3 inch diaphragm compression driver. The large diaphragm area permits the compression driver to operate at frequencies too low for smaller compression drivers to handle. This allows the high frequency horn to smooth the polar response of the low frequency section in the frequency range where the horn would otherwise cause shadowing. It also allows the compression driver to produce extreme sound

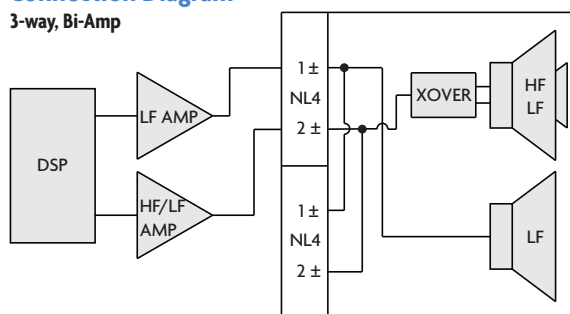
pressure levels with an effortless sonic character.

The coaxial woofer's large radiating surface works in conjunction with the HF horn to improve directional control at the bottom of the horn's operating range, increasing directional control beyond what can be accomplished by the horn alone. The coaxial transducer's compact, neodymium magnet not only minimizes weight, but also allows very tight spacing between the compression driver and woofer voice coils. The delay between the driver outputs is thereby minimized, which allows the coaxial device to work well with a passive crossover.

Low frequency output and reliability are maximized with a uniquely effective alignment technique. A separate, dedicated LF transducer is used that has more excursion capability below 100 Hz than the LF transducer in the coaxial assembly. Its operating range overlaps that of the coaxial device up to approximately 300 Hz. Drive levels are tailored so that the summed response is "flat", yet the arrangement results in a 4 dB increase in overall low frequency output capability compared to a conventional 3-way system.

Connection Diagram

3-way, Bi-Amp



Notes

- ¹ **Performance Specifications** All acoustic specifications rounded to nearest whole number. External DSP with Fulcrum Acoustic-provided settings is required to achieve the specified performance.
- ² **Operating Range** The frequency range within which the processed response is within 10 dB of the average.
- ³ **Power Handling** Based on the AES power handling of the transducers.
- ⁴ **Nominal Sensitivity** The 1-meter-referenced SPL produced by a 1 watt band limited pink noise signal, with no processing applied.
- ⁵ **Equalized Sensitivity** The 1-meter-referenced SPL produced when an EIA-426-B signal is applied to an equalized loudspeaker system, at a level which produces a total power of 1 watt, in sum, to the loudspeaker subsections.
- ⁶ **Equalized Maximum SPL** The 1-meter-referenced SPL produced when an EIA-426-B signal is applied to an equalized loudspeaker system, at a level which drives at least one subsection to its rated power.
- ⁷ **Resolution** All response graphs are subjected to 1/6 octave cepstral smoothing with a gaussian weighting function.
- ⁸ **Axial Sensitivity** The SPL plotted against frequency for a 1 watt swept sine wave, referenced to 1 m with no signal processing.
- ⁹ **Axial Processed Response** The axial magnitude response with recommended signal processing applied.
- ¹⁰ **Axial Processed Phase Response** The axial phase response with recommended signal processing applied, and latency removed.
- ¹¹ **Horizontal / Vertical Off Axis Responses** The magnitude response at various angles off axis, with recommended signal processing applied.
- ¹² **Beamwidth** The angle between the -6 dB points in a loudspeaker's polar response.
- ¹³ **Directivity Index (Di)** The ratio of the on-axis sound pressure squared to the spherical average of the sound pressure squared at a particular frequency expressed in dB. To convert the directivity index to directivity factor (Q) use the formula $10^{Di/10}$.

Mechanical Specification Drawings

2D and 3D DXF dimensional drawings are available for download at www.fulcrum-acoustic.com/support.



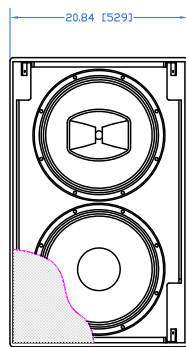
product specification

Notes:

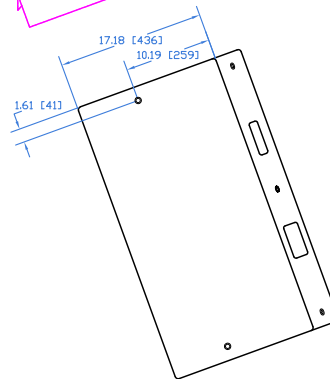
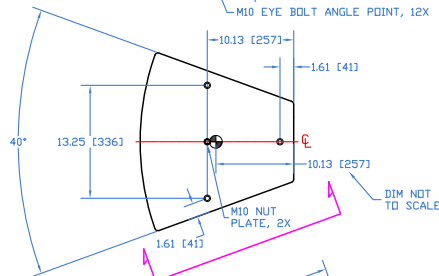
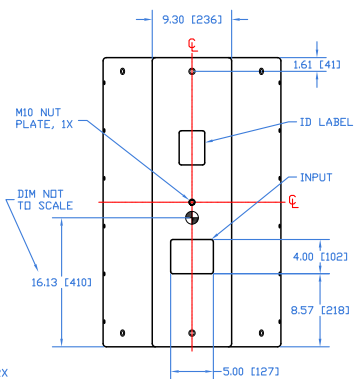
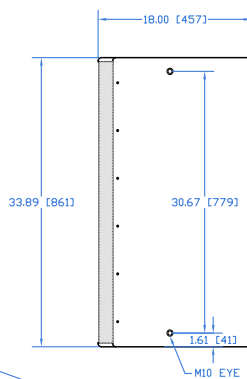
1. Net Weight = Approx. 89.0 lb / 40.4 kg
2. Ship Weight = Approx. 103.0 lb / 46.7 kg
3. Symbol = M10 eye bolt angle point
4. Symbol = M10 nut plate
5. Symbol = CoG
- 6: Drawing representative of:
DX1526, DX1565, DX1577, DX1595

REVISIONS

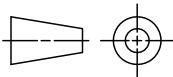
REV	DESCRIPTION	APPR / DATE
2	ADDED COG, UPDATED WEIGHT, CORRECTED REAR VIEW	RAF 6/11/09
3	CORRECTED WEIGHT	RAF 8/28/09
4	CHANGED M6 POINTS TO M10, ADDED M10 ADDED M10 NUT PLATES	RAF 8/28/09
5	ADD SHIP WEIGHT	RAF 12/7/11
6	CHANGE DRAWING NAME TO "DX15 SERIES"	RAF 5/9/12
7	ADD "DX1526" TO NOTE 6	RAF 7/22/13



GRILLE PARTIALLY SHOWN



THIRD ANGLE PROJECTION



THIS DRAWING IS THE PROPERTY OF FULCRUM ACOUSTIC, AND SHALL NOT BE COPIED, REPRODUCED, OR USED AS THE BASIS FOR MANUFACTURE OR SALE OF APPARATUS WITHOUT WRITTEN AUTHORIZATION.
DO NOT SCALE DRAWING.

UNLESS OTHERWISE SPECIFIED:
ALL DIMENSIONS ARE IN INCHES

TOLERANCE IN INCHES
.XX1 .XX4.015 .XXX4.005
FRACTIONS 1/32
ANGLES ±1/2°

(XX.X) = REF DIMS NO TOLERANCE IMPLIED

TSC = THEORETICAL SHARP CORNER

DIMENSIONS ACROSS CENTERLINES
TO BE SYMETRICAL

STATUS RELEASED

APPROVALS DATE

DRAWN: DWG 2/06/09

CHECKED: RAF 6/12/09

DES ENG:

MFG ENG:



FULCRUM ACOUSTIC, LLC
670 LINWOOD AVE., LINWOOD, MA 01525 USA

TITLE: Mechanical Spec,
DX15 Series

B SHEET 1 OF 1 SCALE: 1:20

DWG. NO. 820-100-017 REV 7

Drawing is reduced. Do not scale.



product specification, weather-resistant (WR) version

Notes:

1. Net Weight = Approx. 108.0 lb / 48.9 kg
2. Ship Weight = Approx. 122.0 lb / 55.3 kg
3. Symbol = M10 eye bolt angle point
4. Symbol = M10 nut plate
5. Symbol = CoG
6. Drawing representative of: DX1526-WR, DX1565-WR, DX1577-WR, DX1595-WR
7. Exterior dimensions are based on fiberglass thickness of 0.125 inch. Actual thickness may vary by ±0.06 inches.

REVISIONS		
REV	DESCRIPTION	APPR / DATE
1	NEW ISSUE	RAF 1/13/16

GRILLE PARTIALLY SHOWN

M10 NUT PLATE, 1X
DIM NOT TO SCALE
Ø0.88 [Ø22]
INPUT COVER PLATE

M10 EYE BOLT ANGLE POINT, 12X
DIM NOT TO SCALE

THIRD ANGLE PROJECTION 	UNLESS OTHERWISE SPECIFIED: ALL DIMENSIONS ARE IN INCHES TOLERANCE IN INCHES .X±1 .XX±.015 .XXX±.005 FRACTIONS ±1/32 ANGLES ±1/2° (X.XX) = REF DIMS NO TOLERANCE IMPLIED TSC = THEORETICAL SHARP CORNER DIMENSIONS ACROSS CENTERLINES TO BE SYMMETRICAL	STATUS RELEASED			
		APPROVALS	DATE	FULCRUM ACOUSTIC, LLC <small>670 LINWOOD AVE, LINWOOD, MA 01855 USA</small> TITLE: Mechanical Spec, DX15 Series - WR B SHEET 1 OF 1 SCALE: 1:20 DWG. NO. 820-100-091 REV 1	
DRAWN: RAF	1/13/16				
CHECKED: DWG	1/13/16				
DES ENG:					
MFG ENG:					

Drawing is reduced. Do not scale.